

Product Catalog

Underground Stormwater Chambers



Save Valuable Land and
Protect Water ResourcesSM



StormTech[®]

Detention • Retention • Recharge

Subsurface Stormwater ManagementSM

StormTech® Subsurface Stormwater Management

The advanced design of StormTech's chambers allows stormwater professionals to create more profitable, environmentally sound installations. Compared with other subsurface systems, StormTech's innovative chambers offer lower overall installed costs, superior design flexibility and enhanced long-term performance.

Superior Design Flexibility for Optimal Land Use

StormTech chambers are ideal for commercial, municipal and residential applications. One of the key advantages of the StormTech chamber system is design flexibility. StormTech chambers can be configured into beds or trenches, in centralized or decentralized layouts to fit on nearly any site.



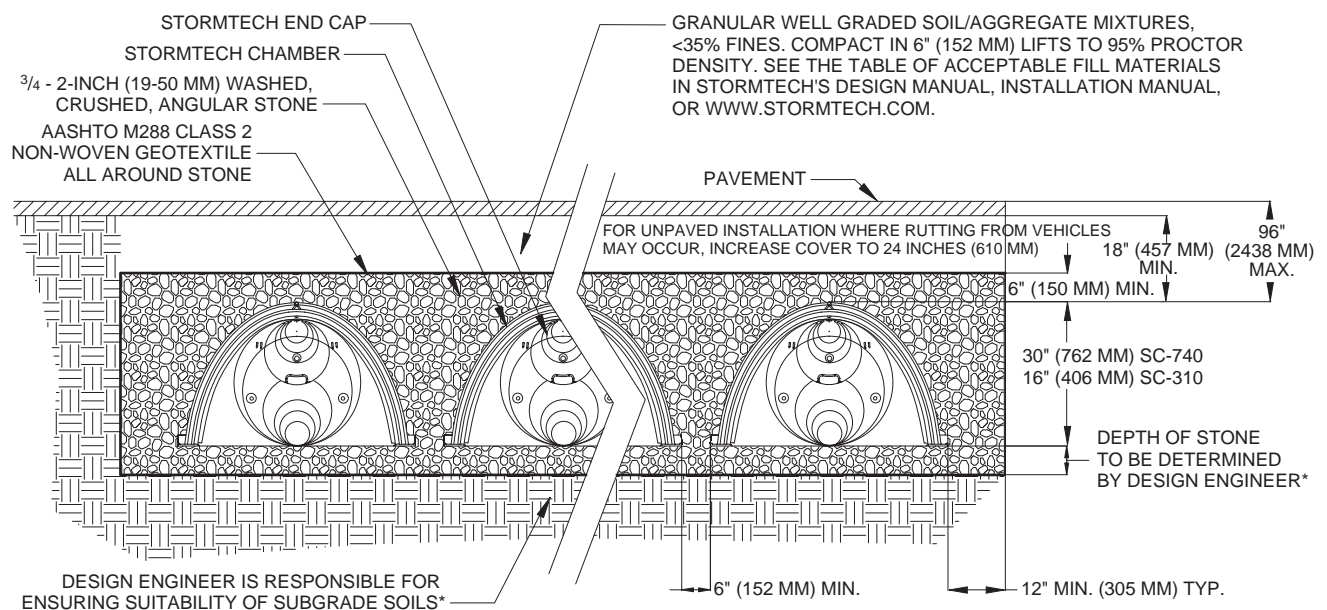
L to R: SC-310 chamber and SC-740 chamber

Product Features and Benefits

The advanced features and innovative technology of StormTech chambers streamline installations while lowering overall installed costs. StormTech chambers offer these unique advantages:

- Lightweight, two people can install chambers quickly and easily, saving time and money
- Extensive product research & development and rigorous testing ensure long term reliability and performance
- Versatile product design accommodates a wide range of site constraints with cost-effective system designs
- The chamber length can be cut in 6.5" (165 mm) increments – reducing waste and optimizing the use of available space
- Injection molded polypropylene ensures precise control of wall thickness and product consistency
- Isolator Row – a patent pending technique to inexpensively enhance total suspended solids (TSS) removal and provide easy access for inspection and maintenance
- Corrugated Arch Design – a proven geometry for structural integrity under H-20 live loads and deep burial loads, also provides high storage capacity

Typical Cross Section Detail (not to scale)



Detention-Retention-Recharge

The StormTech SC-740 chamber optimizes storage volumes in relatively small footprints by providing 2.2 ft³/ft² (0.67 m³/m²) (minimum) of storage. This can decrease excavation, backfill and associated costs. The StormTech SC-310 chamber is ideal for systems requiring low-rise and wide-span solutions. The chamber allows the storage of large volumes, 1.3 ft³/ft² (0.4 m³/m²) (minimum), at minimum depths.

StormTech SC-740 Chamber (not to scale)

Nominal Chamber Specifications

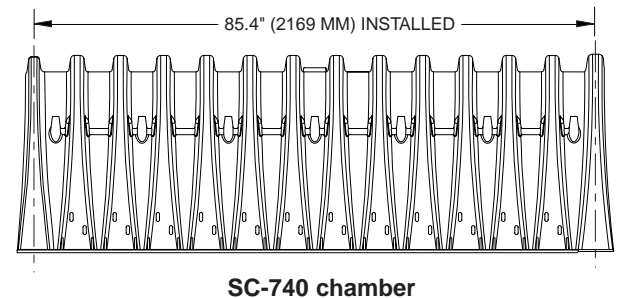
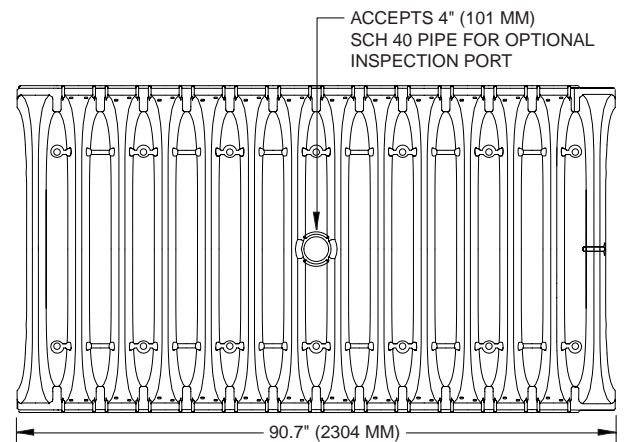
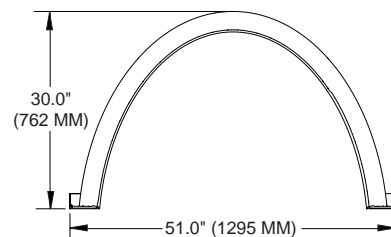
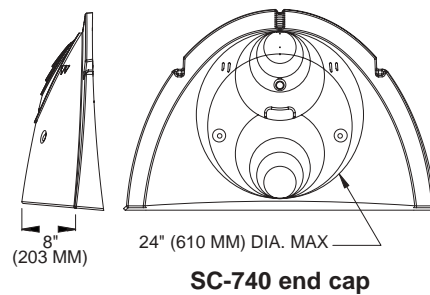
Size (L x W x H)
85.4" x 51.0" x 30.0"
(2169 x 1295 x 762 mm)

Chamber Storage
45.9 ft³ (1.30 m³)

Minimum Installed Storage*
74.9 ft³ (2.12 m³)

Weight
74.0 lbs (33.6 kg)

Shipping
30 chambers/pallet
60 end caps/pallet
12 pallets/truck



StormTech SC-310 Chamber (not to scale)

Nominal Chamber Specifications

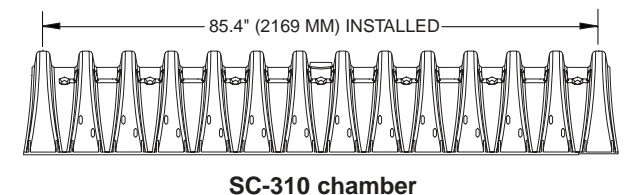
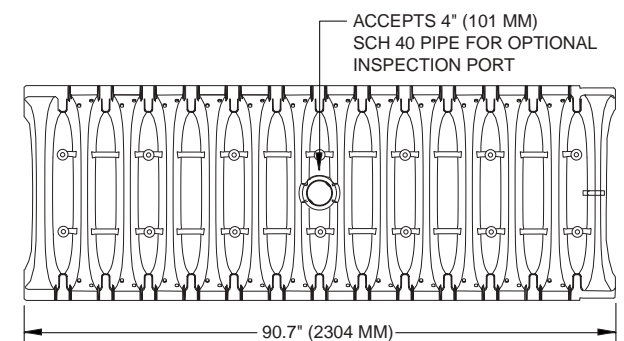
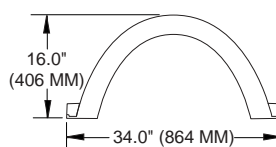
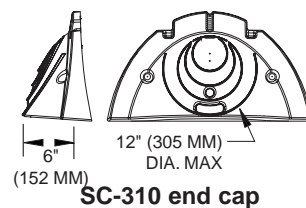
Size (L x W x H)
85.4" x 34.0" x 16.0"
(2169 x 864 x 406 mm)

Chamber Storage
14.7 ft³ (0.42 m³)

Minimum Installed Storage*
31.0 ft³ (0.88 m³)

Weight
37.0 lbs (16.8 kg)

Shipping
41 chambers/pallet
108 end caps/pallet
18 pallets/truck



*This assumes a minimum of 6 inches (152 mm) of stone below, above and between chamber rows.


Advanced Structural Performance for Greater Long-Term Reliability



StormTech developed a state of the art chamber design through:

- Collaboration with world-renowned experts of buried drainage structures to develop and evaluate the structural testing program and product design
- Designing chambers to exceed AASHTO LRFD design specifications for HS-20 live loads and deep burial earth loads
- Subjecting the chambers to rigorous full scale testing, under severe loading conditions to verify the AASHTO safety factors for live load and deep burial applications

StormTech continues to conduct research and consult with outside experts to meet customer needs for alternative back-fill materials, designs for special loadings and other technical solutions.

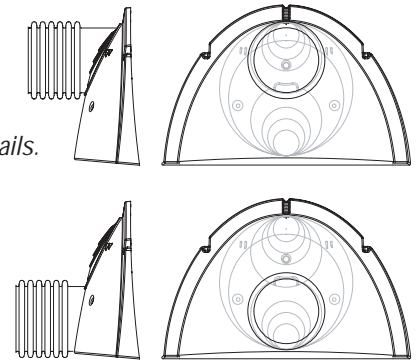


Technical Assistance

StormTech's technical support staff is available to provide assistance to engineers, contractors and developers. Please contact one of our engineers or product managers to discuss your particular application. A wide variety of technical support material is available in print, electronic media or from our website at www.stormtech.com. For any questions, please call StormTech at 888-892-2694.

Fabricated End Caps

Contact StormTech for details.




StormTech[®]
 Detention • Retention • Recharge
 Subsurface Stormwater ManagementSM

20 Beaver Road, Suite 104 | Wethersfield | Connecticut | 06109
 860.529.8188 | 888.892.2694 | fax 866.328.8401 | www.stormtech.com